COMMON-MODE CURRENT CHOKE

manual
RX ANT

Article 1
- **Basic expression by CMCC**
- **Effect of CMCC**
- **CMCC manual**
- **Example of installation of CMCC**
- **BOG antenna**
- **Measurement of CMCC**
- **CMCC construction**
- **CMCC assembling**
- **Product details**

Basic expression by CMCC

Common-mode current choke (CMCC) used as a shield rack against differential mode current signals, while they work as an inductor against common-mode current signals.

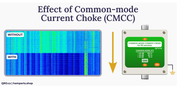

QRO.co | hamparts.shop

example of installation

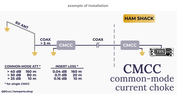

QRO.co | hamparts.shop

example of right configuration with **Single wire beverage BOG**

QRO.co | hamparts.shop

Measurement of CMCC by **Mr.CBACW**



CMCC construction

- Ear 50 Ohm RG-316 coaxe cuddle 10 turns

1 to 50 MHz



0.1 to 2.5 MHz

Insertion LOSS of CMCC

- Ear 50 Ohm RG-316 coaxe cuddle 10 turns

KIT Assembling

1-PORT version with PL SO-239 connector

1-PORT version with F connector

2-PORT version with PL SO-239 connector

2-PORT version with F connector

3-PORT version with PL SO-239 connector

3-PORT version with F connector









CMCF Assembled

assembled 1-PORT version with PL SO-239 connector

assembled 1-PORT version with F connector

assembled 1-PORT version with BNC connector

assembled 2-PORT version with PL SO-239 connectors

assembled 2-PORT version with F connectors

assembled 3-PORT version with PL SO-239 connectors

assembled 3-PORT version with F connectors

assembled 3-PORT version with N connectors

CMCF construction

common mode current chokes construction
winding of ferrite on one core from two cores to achieve ratio of the cores and other ratios

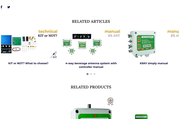

SHARE

article from Chuck Counselman, W1HIS posted in **How Common mode chokes work by Mirek Kratochvil.**

Product details

Included in package
CMCF assembled and tested or all parts for KIT version

Box dimensions (mm): 1-PORT CMCF	150x100x50 (H x W x D) PSL
Weight-Netto (kg): 1-PORT CMCF	0.15 kg (0.33 lb)
Box dimensions (mm): 2-PORT CMCF	150x100x50 (H x W x D) PSL
Weight-Netto (kg): 2-PORT CMCF	0.15 kg (0.33 lb)
Box dimensions (mm): 3-PORT CMCF	150x100x70 (H x W x D) PSL
Weight-Netto (kg): 3-PORT CMCF	0.15 kg (0.33 lb)

Manufacturer:
Ing. Jan Buben
J.C.HYKER, Inh. Libor Hykr
Tylovo nábřeží 699, 500 03 Hradec Králové, Czech republic, Europe

General instructions
Please read our **general instructions** before handling the product.

European Union Declaration of Conformity

Manufacturer: Ing. Jan Buben (QRO.cz)
J.C.HYKER, Inh. Libor Hykr
Pobřežní 170/15 500 03 Zálabí, Hradec Králové, Czech republic, Europe

declares that the assembled product:

CMCF-N/-F/-PL/-BC

is in compliance with the relevant Union harmonisation legislation directives:
2014/35/EU (LVD directive)
2014/30/EU (EMC)
2011/65/EU (RoHS 2) (Ref. 2.2.2(2011))

On behalf of Ing. Jan Buben (QRO.cz)
Ing. Jan Buben (CEO)
10. January 2022

Tag: #replicab, #antenna, #ham, #common mode chokes

Previous post: Next article:

RELATED ARTICLES

KIT or NOT? What to choose?

a way beverage antenna system with common mode choke

KIT or NOT?

KIT simply instead

RELATED PRODUCTS

Common mode current chokes 1-PORT KIT

Common mode current chokes 2-PORT KIT

Common mode current chokes 3-PORT KIT

1 COMMENT

Ready.
Very helpful information is important for every of the highest quality things on the net. I never comment, but highly recommend this website!

LEAVE A COMMENT

Name (required)

Mail (will not be published) (required)

Website

You may use these HTML tags and attributes: <a href="" title="" rel="" rev="" /> <abbr /> <acronym /> <b /> <blockquote /> <cite /> <code /> <del /> <dfn /> <i /> <q /> <s /> <strike />

Post comment

2007 - 2020 © Copyright Mirek Ag. All Rights Reserved. Designed by Lumia
Terms and Conditions Privacy Policy Cookies Do not sell my personal info
Cookie settings